



Door Lever Classification

Fitting Instructions

Cleaning Instructions



| Category of use | Durability | Door Mass | Fire Resistance | Safety for Persons | Corrosion Resistance | Security | Type of Operation |
|-----------------|------------|-----------|-----------------|--------------------|----------------------|----------|-------------------|
| 1 | 6 | - | 0 | 0 | 2 | 0 | B |

Category of use Medium frequency of use

Durability Medium frequency - 100,000 cycles

Door Mass NA

Fire Resistance Not approved for use on Fire / Smoke Door

Safety for Persons Normal use

Corrosion Resistance Moderate resistance 48 hour salt Atomised spray

Security Not approved for use on Burglary resistance doors

Type of Operation Spring loaded furniture

Din En 1906 For Lever Handles

DIN EN 1906, "Deutsches Institut für Normung E.V." which is the German Institute for Standardization:- defines the requirements and methods of testing for lever and knob handle door furniture, was drawn up within the scope of the European harmonization of standards for hardware. It was ratified at European level in October 2001 and was adopted as a German standard, DIN EN 1906, issue May 2002.

DIN EN 1906 describes performance parameters. It does not define dimensions for hardware or hardware components.

The background to these requirements is to simulate actual everyday use. This is achieved by defining

load requirements and taking subsequent clearance measurements before and after continuous function tests on hardware. The various performance parameters are described in DIN EN 1906. These are based on frequency of use and the expected area of use. The load requirements and test forces are graded accordingly. A classification code was introduced to enable different products to be compared.

Door hardware tested to DIN 1906 is described by an 8 digit classification code.

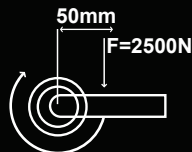
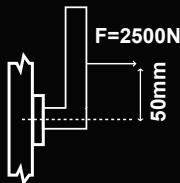
Note:- An inspection report cites the product property of a single test piece at the time of the test. We are proud to say that we have frequent ongoing quality checks in place to ensure that our products continue to meet these levels of quality on an ongoing basis.

| Category of use | Durability | Door Mass | Fire Resistance | Safety for Persons | Corrosion Resistance | Security | Type of Operation |
|-----------------|------------|-----------|-----------------|--------------------|----------------------|----------|-------------------|
| 1-4 | 6-7 | - | 0-1 | 0-1 | 0-4 | 0-4 | A-B-U |

Category of Use

Grade 1 Medium Frequency of use by people with a high incentive to exercise care and with a small chance of misuse. Example:- Internal Residential Doors.

Grade 2 Medium frequency of use by people with some incentive to exercise care but where there is some chance of misuse. Example:- Internal Office Doors. A tractive pulling force of 1500N is applied for security class 0.



Grade 3 High Frequency use by public or others with little incentive to exercise care and with a high chance of misuse. Example:- Public Office Doors. A tractive pulling force of 2500N is applied for security class 1. The test is carried out with a force of 40Nm.

Grade 4 High frequency of use on doors which are subject to frequent violent usage. Example:- Football Stadiums, Offshore Installations such as Oil Rigs, Barracks, Public Toilets etc. The test is carried out with a force of 60Nm

Durability

Grade 6 Medium frequency of use 100,000 cycles

Grade 7 High Frequency of use:- 200,000 cycles.

Door Mass

No Classification.

Fire Resistance

Grade 0 Not approved for use on fire / smoke door assemblies.

Grade 1 Suitable for use on fire / smoke door assemblies. A harmonized EN-standard is not yet available.

Safety for Persons

This category is intended for lever handle sets, which are able to cope with higher tractive pulling force, Example:- for doors close to stairs or where it is possible that the lever handle is used for support.

Grade 0 For Normal use

Grade 1 In case of security requirements in a public area.

Corrosion Resistance

Grade 0 No Defined Corrosion Resistance

Grade 1 Mild resistance, 24 hour salt atomized spray. Example:- products for internal areas.

Grade 2 Moderate resistance, 48 hour salt atomized spray.

Grade 3 High Resistance, 96 hours salt atomized spray, Example:- products for external area such as Entrance Doors.

Grade 4 Very High resistance. 240 hours salt atomized spray. Example:- Products which are fitted in maritime air or in areas with high air pollution.

Security

Grade 0 Furniture not approved for use on burglary resistance doors.

Grade 1 Mild Burglary resistance – basic security against break in attempts with physical force. Example:- Kicking, shoving, mild vandalism.

Grade 2 Moderate Burglary resistance. Example:- where the perpetrator additionally uses simple tools; Screwdriver, small gripping tools, cutters.

Grade 3 High Burglary resistance. Example:- where perpetrator uses secondary screwdriver and a crow bar.

Grade 4 Extra High Burglary resistance. Example:- experienced perpetrator also uses a saw and hammer.

Type of Operation

Type A Spring assisted furniture

Type B Spring loaded Furniture

Type U Unsprung Furniture

Fitting Instructions

Suitable for door thicknesses of 40-50mm

- 1 Decide on left opening or right opening (see below).
- 2 Install escutcheons and handles as per drawing.
Note; Leave screws slightly loose.
- 3 Adjust position, to make sure the handles turn smoothly.

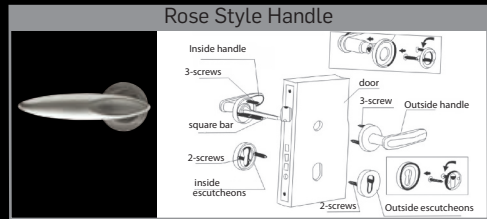
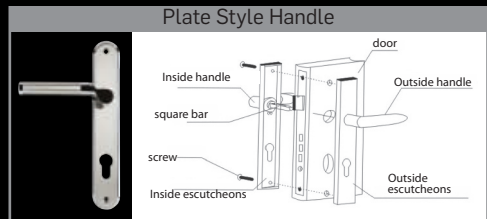
Left Handed Door

use left hand to open



Right Handed Door

use right hand to open



Cleaning Instructions

Always use a Soft cloth. If necessary, you can humidify the soft cloth. If absolutely necessary on rare occasions you can use a PH neutral soap on a soft cloth but immediately after application, you should remove any soap with the help of a moist soft cloth.

Under no circumstances should a hard tool (brush or wire metallic cloth), or an abrasive or acidic substance be used on the door handles.

Special Warning on Corrosive Air

Please be aware that environments where there are high concentrations of chemicals in the air, for example emanating from low quality paint or corrosive agents, Corrosion and damage may occur to the surface of the door lever. Door Levers should not be fitted into such environments until the high concentrations of chemicals in the air have subsided.



www.fortessa-handles.com