




Product Information

- Door/Window frame installation screw
- Smaller hole diameter
- All metal, non-flammable fixing
- Non-expansion

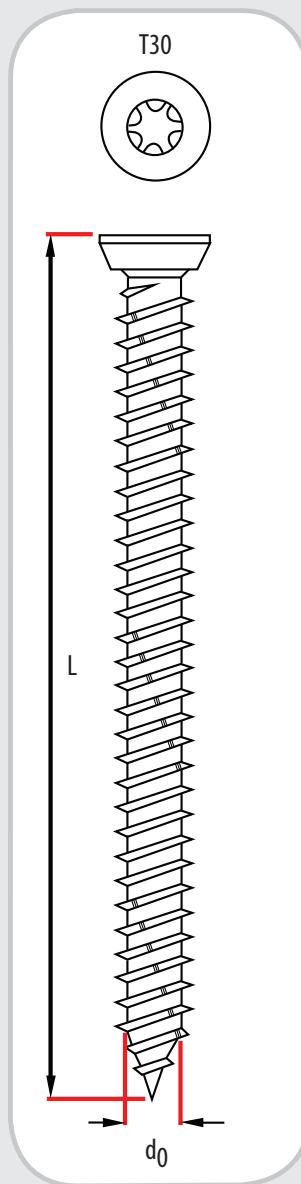
Key Features

- Flat countersunk head with five locking ribs
- Serrated V-threads to achieve optimum insertion into all masonry types
- Suitable for concrete, solid brick, perforated brick, hollow blocks, natural stone
- Zinc plated and yellow passivated for increased corrosion resistance



Zinc plated

Pan Head for improved clamping available in: 80mm, 100mm & 120mm.



L - Length
d₀ - Drill hole diameter

Countersunk

TIMco code	Size Ø x Length (mm) d x L	Drill Size (mm) d ₀	Driver Bit size	Max Fixture thickness (mm) t _{fix}	Min Hole Depth (mm) h ₀	Embedment depth (mm) h _{ef}	Rec. Tensile Load (kN) * N _{rec}	Rec. Shear Load (kN) * V _{rec}	Box Qty	Carton Qty
00040TCON	7.5 x 40	6/6.5	T30	10	45	35	1.07	2.31	100	1800
00050TCON	7.5 x 50	6/6.5	T30	20	45	35	1.07	2.31	100	1200
00060TCON	7.5 x 60	6/6.5	T30	30	45	35	1.07	2.31	100	1200
00070TCON	7.5 x 70	6/6.5	T30	40	45	35	1.07	2.31	100	800
00080TCON	7.5 x 80	6/6.5	T30	30	45	35	1.07	2.31	100	800
00090TCON	7.5 x 90	6/6.5	T30	40	45	35	1.07	2.31	100	800
00100TCON	7.5 x 100	6/6.5	T30	50	60	50	1.82	2.31	100	800
00110TCON	7.5 x 110	6/6.5	T30	60	60	50	1.82	2.31	100	800
00120TCON	7.5 x 120	6/6.5	T30	70	60	50	1.82	2.31	100	800
00130TCON	7.5 x 130	6/6.5	T30	80	60	50	1.82	2.31	100	800
00150TCON	7.5 x 150	6/6.5	T30	100	60	50	1.82	2.31	100	600
00180TCON	7.5 x 180	6/6.5	T30	130	60	50	1.82	2.31	100	600
00200TCON	7.5 x 200	6/6.5	T30	150	60	50	1.82	2.31	100	600

Pan Head

7580MFPAN	7.5 x 80	6/6.5	T30	30	45	35	1.07	2.31	100	1000
75100MFPAN	7.5 x 100	6/6.5	T30	50	60	50	1.82	2.31	100	1000
75120MFPAN	7.5 x 120	6/6.5	T30	70	60	50	1.82	2.31	100	800

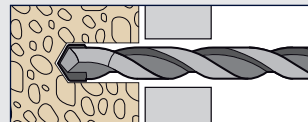
* C20/25 Concrete

TIMCO Multi-Fix Screw

Other Substrates

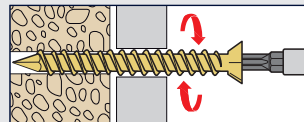
Substrate	Fletton Brick - 30 N/mm ²		Cheshire Brick - 45 N/mm ²		Class B Eng. Brick - 75 N/mm ²	
	40-70	80-200	40-70	80-200	40-70	80-200
Length (mm) L	40-70	80-200	40-70	80-200	40-70	80-200
Drill Hole Ø (mm) d₀	6.0	6.0	6.0	6.0	6.0	6.0
Embedment Depth (mm) h_{ef}	35	50	35	50	35	50
Min Drill Hole Depth (mm) h₀	40	60	40	60	40	60
Rec. Tensile Load (kN) N_{rec}	1.17	1.79	0.75	1.46	0.85	1.22

Installation Guidelines



1 Drill

Drill the hole 90° to the substrate. Always overdrill the hole depth for dust and debris.

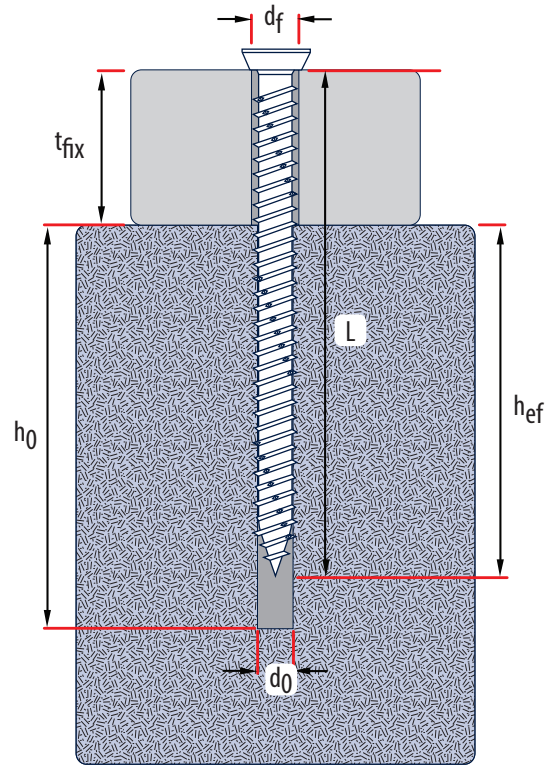


2 Fix

Using a power tool, tighten the fixing firmly against the attachment.

Installation Data (C20/25 Concrete)

Substrate	Concrete		Other Substrates	
	40-70	80-200	40-70	80-200
Length (mm) L	40-70	80-200	40-70	80-200
Driver Bit Size	T30	T30	T30	T30
Drill Hole Ø (mm) d₀	6.5	6.5	6	6
Min Embedment Depth (mm) h_{ef}	30	50	30	50
Min Drill Hole Depth (mm) h₀	40	60	40	60
Min Clearance Hole (mm) d_f	8	8	8	8
Max Fixture Thickness (mm) t_{fix}	Length (L) minus Min Embedment Depth (E)			



Applications

