



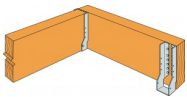
The IUC is a face mounted concealed flange hanger for solid timber sections or engineered joists.

[ETA-17/0554](#), [UK-DoP-e17/0554](#)

FEATURES

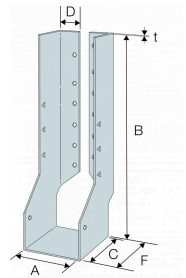
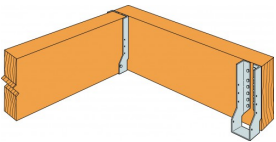
Material

Pre-galvanised mild steel



TECHNICAL DATA

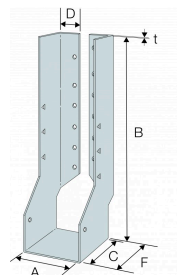
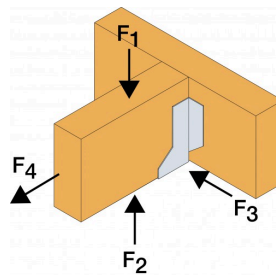
Product Dimensions



References	Joist Size [mm]				Product Dimensions [mm]						Header holes	Joist holes	
	Width		Height		A	B	C	D	F	t	Ø4	Ø4	Triangular
	Min	Max.	Min	Max.									
IUC142/40	38	40	145	175	40	142	51	19	57	1.2	6	2	6
IUC192/40	38	40	195	220	40	192	51	19	57	1.2	10	2	6
IUC217/40	38	40	220	245	40	217	51	19	57	1.2	12	2	6
IUC142/47	45	47	145	175	47	142	51	19	57	1.2	6	2	6
IUC192/47	45	47	195	220	47	192	51	19	57	1.2	10	2	6
IUC217/47	45	47	220	245	47	217	51	19	57	1.2	12	2	6
IUC192/50	47	50	195	220	50	192	51	19	57	1.2	10	2	6
IUC217/50	47	50	220	245	50	217	51	19	57	1.2	12	2	6
IUC192/53	51	53	195	220	53	192	51	19	57	1.2	10	2	6

References	Joist Size [mm]				Product Dimensions [mm]						Header holes	Joist holes	
	Width		Height		A	B	C	D	F	t	Ø4	Ø4	Triangular
	Min	Max.	Min	Max.									
IUC217/53	51	53	220	245	53	217	51	19	57	1.2	12	2	6
IUC192/61	59	61	195	220	61	192	51	19	57	1.2	10	2	6
IUC217/61	59	61	220	245	61	217	51	19	57	1.2	12	2	6
IUC192/66	63	66	195	220	66	192	51	19	57	1.2	10	2	6
IUC217/66	63	66	220	245	66	217	51	19	57	1.2	12	2	6
IUC192/72	70	72	195	220	72	192	51	19	57	1.2	10	2	6
IUC217/72	70	72	220	245	72	217	51	19	57	1.2	12	2	6
IUC192/75	72	75	195	220	75	192	51	19	57	1.2	10	2	6
IUC217/75	72	75	220	245	75	217	51	19	57	1.2	12	2	6
IUC192/91	89	91	195	220	91	192	51	19	57	1.2	10	2	6
IUC217/91	89	91	220	245	91	217	51	19	57	1.2	12	2	6

Performance Values



References	Number of Fasteners		Characteristic Capacities [kN]				Safe Working Loads [kN]				
	Header	Joist	R _{1,k}				R _{1,SWL, LongTerm}				R _{2, swl, Short Term}
	Qty	Qty	C16 or I Joist Header		C24 or LVL		C16 or I Joist Header		C24 or LVL		N3.75x30
		N3.75x30	N3.75x75	N3.75x30	N3.75x75	N3.75x30	N3.75x75	N3.75x30	N3.75x75		
IUC142	6	2	3.8	7.9	8.1	10.7	2.1	2.6	2.4	3	0.9
IUC192	10	2	7.5	13.1	13.5	17.8	3.5	4.3	4.1	5	0.9
IUC217	12	2	10	15.7	16.2	21.4	4.2	5.1	4.9	5.9	0.9

* Performance Capacities differ depending on the type of header nail used (N3.75x30mm Square Twist Nails or N3.75x75mm Round Wire Nails)

INSTALLATION

Installation

Use all specified fasteners (see table below).

Verify that the header can take the fasteners specified in the table.

Web stiffeners are not required with I-Joists when the top flange is laterally supported by both sides of the hanger.